

CHINA BUILDING MATERIAL MAGAZINE

# 中国建材通讯

• 2018 1 124 •



0815- L0074

2018  
T1000




**中国建材集团有限公司**  
China National Building Material Group Co.,Ltd.





# Contents

2018 1 124



1

4 2018

5 T1000

6

7

8

9 2017

2018

11 2018

16 2018

16 2017

19 2018





20

2018

24

2018

27

28

32

38

40 136

42

44 " "

46

14

48

T1000



# 2018

“ ” “ ” “ ”

1 25

1 28

2018

1 31

2018

2018

2017

2018

2018

2017

2018


2017

17

230



# T1000



2016

AG600

T1000

T700 T800

T1000 MBO MB5  
50%

T1000

T1000

2015

T1000






Avancis

300x 300

Avancis

18.2%

17.9%









2017



2017

4

4

4

4

2017

4



2017

3042

111

668

q



+

KPI

" 1"

2017  
2018  
2018

"

" "

" 2018

"

"

"

"

"

"

---

2017

2017

1+1>2

“ ”  
“ ”  
“ ”



2017

2017

2017

2018


“ “ “ “ “ “





2018

“ ”




18

21

2018

13



3 7

17

13

99.9%











2017

" "

39

13

26





•

•

•

E





•



•



•



•



•



23

2017

---

e t

" " " "

" "

2017

2018



“ ” “ ” “ ” “ ”

“ ”

2018

3

2018

“ ” “ ” “ ”

23

200

2018

124

51

43

2

KPI

KPI

199

" "

"

"

"

" " 136

"

-

-

" "

"

" "

"

" 1+N"

KPI

"

"

"





“ “

” ”

“ ”

” ”

“ ”

“ ” “ ”

”

”

“ ”





65%





1.

" "

"

"

"

"

"

"

2.

6.5

"

"

PACSOFT

200

4.17%

26.97%

3.

1

4.

"

"

2016

2012

15  
Torre Miria

Torre

Miria

3. " "

Nasfund  
Nambawan Super

BNBM

170 BNBM  
80%

30- 60

BNBM

BNBM

" "

1.

500

93%

2- 3

45- 70

2.

5 140

10

32

70





18  
350  
" "2016  
3  
30  
1 2017 5  
11 2  
2007 2017 11  
3 2018  
" 2018  
3  
100  
2015  
2016  
167% 2017  
65% 13% 2015 11  
673  
85%





25

660

1993

,

2016 8 26

! 2018  
8

!

" 136"



" 136"

"

"

"

"

"

"

"

"

"

"

"

14 "

"

185

"

"

20

"

"

"

"

2.

"

"

"

"

"

1.

"

"

"

"

3. " 260 124% 2445  
3400 272%  
42 " 6143 " "  
4. " " " 4

5. " " 2.2 80  
6200 80% 84 56  
70% 2 7  
80% 6

6. " " " "  
" " " " "  
11 " " 7  
900 " "  
" "

7. 25 / 14  
7

" 136"  
"  
" " " "

2017 6.7

2787

" ..... "

— —

" — — "

2017 11

2012- 2020

"

"

"

"

60%

PTFE

— —

2010

...

" " " "

2016  
1.6

“

”

”



	2010	12		2017	
			3.4	18.09%	
4m	9.3	2010- 2016		37.05%	
		50m /m in			
			23		13.33%
---		CNG			
"		25.7			
"			2015	8	"
			100%		"
			PE		

“ ”

2011 2012

2015 “ ”

”

2009 8 - 2013 3

“ ”

“ ”





“ ”

—— “ ”

“ ”

2013 4 29  
“ ” 20%

19% 4%

“ ”

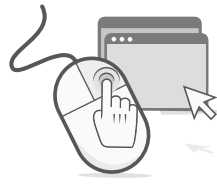
- - “ ”

7 1 47% 24%

9 168

43 “ ” 14%

15%



" "

40

1

2

2018

...

2 1

2018 11 1

2 6

2017

"

"

"

"

"

"

"








"

"

"

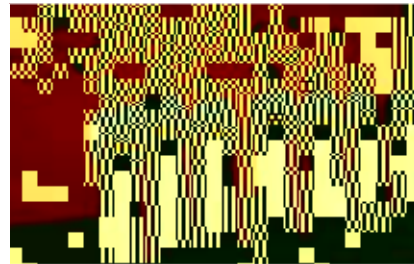








新春快乐



新春快乐



